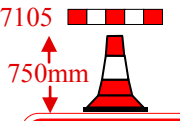















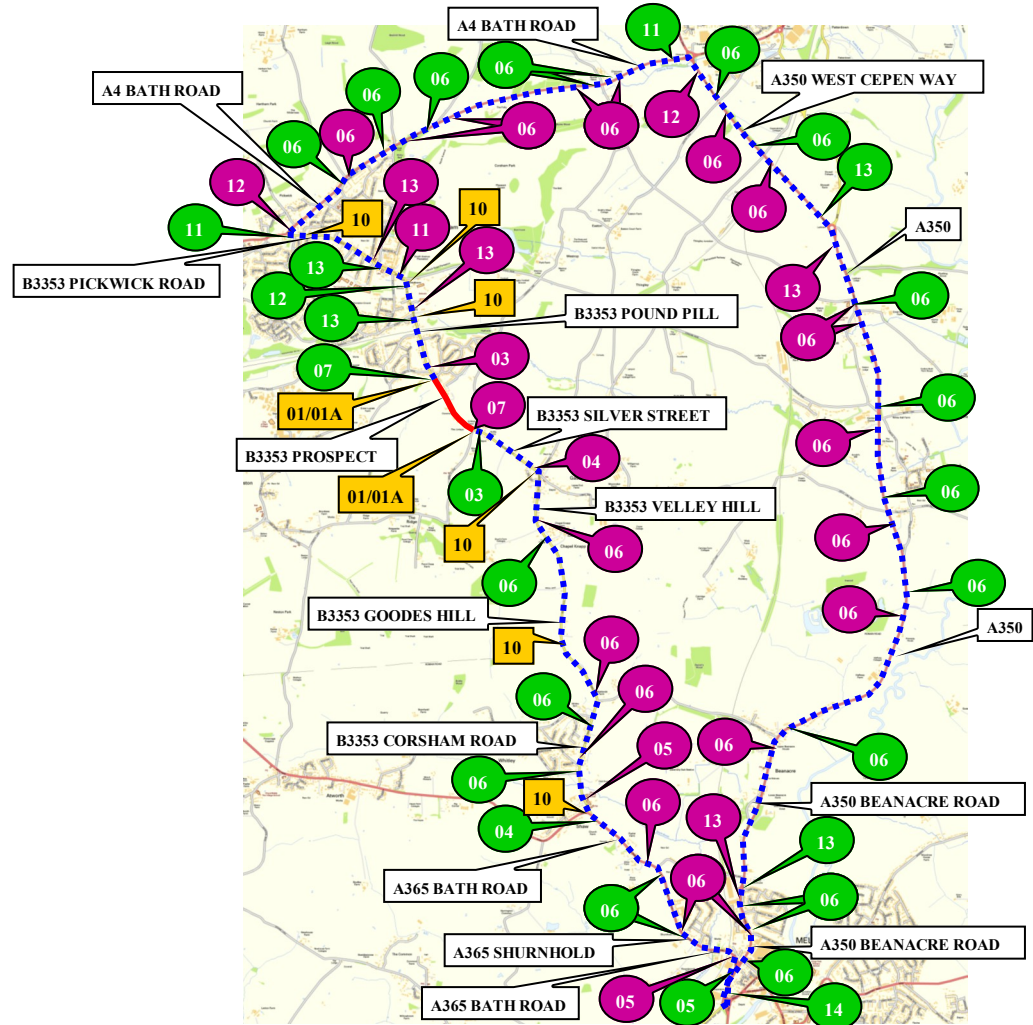


KEY P7105 750mm  01A ADVANCED WARNING ACCESS TO ROAD AHEAD CLOSED ON — TO — FOR — DAYS FROM — TO — 	 02	 04	 06	 08	 10	 12	 14	 15
	 03	 05	 07	 09	 11	 13		



16



17



18



19

BARRIERS, CONES AND FLASHING LAMPS REQUIRED EACH END OF ROAD CLOSURE

Contains OS data Crown copyright and database rights 2017



ALUX
TRAFFIC CONTROL & MANAGEMENT
A-Plant Lux Traffic Control & Management
Kemble Airfield Enterprise Park
Cirencester Road
Kemble
GL7 6BQ
Telephone: 03700500792
Fax: 0845 0047105

NOTES






- ALL EQUIPMENT SHALL BE APPROVED AND SHALL COMPLY WITH THE DEPARTMENT OF TRANSPORT SPECIFICATION MC0111 THIS DRAWING DOES NOT SHOW THE NORMAL ROADWORKS SIGNING THAT WILL BE REQUIRED (chapter 8)
- ALL SIGNS TO BE IN ACCORDANCE WITH TSGRD 2002 AND TO MINIMUM CLASS 2 RETROREFLECTIVE
- MINIMUM 8 HEIGHT OF LETTERING TO BE 60MM AND SIGN BOARDS TO BE MIN 1000MM*750MM WHERE APPROPRIATE

THIS DRAWING IS PROTECTED BY COPYRIGHT AND THE INFORMATION CONTAINED THEREIN IS CONFIDENTIAL. THE DRAWING MAY NOT BE COPIED AND THE INFORMATION CONTAINED THEREIN MAY NOT BE USED, OR DISCLOSED TO A THIRD PARTY, WHOLLY OR IN PART WITH THE WRITTEN PERMISSION OF APLANT LUX TRAFFIC CONTROLS LTD

CROWN COPYRIGHT DATA REPRODUCED BY PERMISSION OF THE CONTROLLER OF HMSO

CLIENT DETAILS	REP/DEPOT	DRAWN BY	ADDRESS
OPENREACH	PS/213	LT	OPP. 8 LINLEYS, B3353, CORSHAM, WILTSHIRE, SN139PB.
AMEND NO	SHEET NO.	DATE	
00	1 OF 1	02/04/19	
SUITABLE TIME TO UNDERTAKE THE WORKS			
OFFPEAK	NIGHT	WEEKEND	WEEKDAY
0930-1530	2100-0600	08:00-16:00	0800-1700
			24 HOUR WORKS
		X	
BUS ROUTE AFFECTED			X

KEY

-  ROAD CLOSURE
-  DIVERSION ROUTE
-  ANTI-CLOCKWISE DIVERSION
-  CLOCKWISE DIVERSION
-  ROAD CLOSURE SIGN

ROAD CLOSURE LENGTH APPROX 550M
ROAD CLOSURE WIDTH APPROX 4.9M

HIRE ADVICE 213-S005264